



# A Stronger Future for Fife

Fife's Community Plan  
Revised edition 2007

## **A Stronger Future for Fife - Fife's Community Plan (Revised edition 2007)**

This publication contains information about community planning in Fife.

This publication is available online at  
[www.fifedirect.org.uk/communityplanning](http://www.fifedirect.org.uk/communityplanning)

The information included in this publication can be made available in large print, braille, audio CD and tape on request by calling 08451 55 55 00.

<b>Language lines (for translations)</b>	
Arabic	خط هاتف اللغة العربية: 08451 55 55 77
Bengali	বাংলায় আলাপ করার জন্য টেলিফোন লাইন: 08451 55 55 99
Cantonese	中文語言熱線電話: 08451 55 55 88
Polish	Polskojęzyczna linia telefoniczna: 08451 55 55 44
Urdu	اُردو زبان کے لیے ٹیلیفون نمبر 08451 55 55 66
Alternative Formats line : 08451 55 55 00	

# Foreword

Welcome to the 2007 revised edition of Fife's Community Plan: 'A Stronger Future for Fife.' This is the second revision of the plan since it was first published in 2000.

"A Stronger Future for Fife" is the overarching strategic plan for Fife. It provides a framework for every other strategy and plan that we put in place.

Fife's community planning partners – Fife Council, NHS Fife, Fife Constabulary, CVS Fife, Scottish Enterprise Fife, Communities Scotland and Fife's further and higher education sector - have signed up to the shared vision set out in this plan. We shall continue to work with the people of Fife to achieve our vision.

In the three years that remain of the current plan, we aim to make further progress in delivering the community plan outcomes although many of these will take longer to fully achieve.

This new edition of the plan has given us an opportunity to take stock of our achievements to date and to make a few changes to the plan. These will help ensure that we continue to deliver what we promised in 2000. We have made the following changes in this edition:

- We have focused on the work of Fife's five strategic partnerships. Since 2004 the partnerships have revised their strategies to help deliver the community plan outcomes and to respond to changing national priorities. This edition brings all these changes together and highlights the key delivery role of partners and partnerships.
- We have used a 'scenario planning' process to track some of the key trends in Fife. This enabled community planning partners to identify and agree upon four key challenges that will have to be addressed if we are to ensure that Fife has a successful and sustainable future.
- We have reduced the number of outcome themes from six to five by removing 'Strengthening our Communities' as a stand alone theme. This is to emphasise the fact that all the plan's five remaining outcome themes should contribute to building stronger communities.

- We shall target activity across all these outcome themes to ensure that we meet the needs of Fife's most disadvantaged communities in line with Fife's Regeneration Outcome Agreement. This includes:
  - People who live in Fife's most disadvantaged geographical areas, as defined by the Scottish Indices of Multiple Deprivation (SIMD).
  - People who live in rural Fife (around a third of the total population), who may have particular difficulties in accessing services and opportunities.
  - Specific groups within Fife that can experience particular forms of disadvantage. This includes Fife's Black and minority ethnic communities, people with disabilities, older people, people from Fife's LGBT (Lesbian, Gay, Bisexual and Transgender) communities and women.
- We have presented each of the plan's five outcome themes on a single page along with the associated outcomes and outcome measures. More detailed information on how we are delivering these outcomes can be found in the key strategies listed under each theme.
- We have identified a lead partner and a lead partnership for each outcome theme. We have also listed the partnerships and partner organisations responsible for delivering the outcomes. This should lead to improved coordination and accountability

# Our Vision for Fife

Our Vision is:

A confident, ambitious and caring Fife that is a great place to live, work and visit.

Fife's public and voluntary sector organisations are committed to working together innovatively in ways that promote:

- **An Inclusive Fife** – to ensure that everyone in Fife enjoys the full benefits of society. This means tackling the barriers of poverty and discrimination, improving the quality of life for all and ensuring that everyone, whatever their personal circumstances, has access to the opportunities and services they need.
- **A Sustainable Fife** – to ensure that we sustain a high quality of life for everyone in Fife through wise use of resources and with regard to the needs of Fife's future generations. This means that we must take account of the long-term social, economic and environmental impact of all of our actions on the wellbeing of Fife.
- **Best Value and Excellence for Fife** – to provide excellent and cost effective services, which are improving year on year in helping to better meet the needs of individuals and communities in Fife.

# Outcome Themes

We plan to deliver our shared vision of A Stronger Future for Fife by:

- Building a stronger, more flexible and diverse economy
- Creating a well educated and skilled Fife
- Improving health and wellbeing in Fife
- Sustaining and improving our environment
- Making Fife's communities safer

Across all these areas we shall actively engage with communities to improve services and neighbourhoods and work to address disadvantage and meet people's needs.

We shall promote Fife's success in delivering positive outcomes for its communities both nationally and internationally.

We all have a role to play in helping to achieve our Vision for Fife. We hope that this revised community plan will help you to play your part over the next three years.




Cllr Peter Grant  
Leader of Fife Council



Prof. Jim McGoldrick  
Chair of NHS Fife



Peter Wilson  
Chief Constable  
Fife Constabulary



Robert Bell  
Chair of CVS Fife



Fraser Phillips  
Chair of Scottish Enterprise Fife

# How are we doing?

## Reporting on our achievements

Over the past seven years, Fife's community planning partners have been working together closely to deliver a stronger and better future for all Fife residents.

The State of Fife Report 2007, which is available online at [www.fifedirect.org.uk/stateoffife](http://www.fifedirect.org.uk/stateoffife), describes in some detail what we have achieved since Fife's community plan was last revised in 2004. It shows that we have made good progress in meeting our community plan milestones and in delivering on key commitments made in 2004.

The 2007 Community Plan Milestones Report, which is also available online at [www.fifedirect.org.uk/communityplanning](http://www.fifedirect.org.uk/communityplanning), shows the progress we have made in achieving the 47 community plan milestones identified in 2000.

The report shows that 43% of these milestones have either already been achieved or are likely to be achieved by 2010. Of the remaining milestones, 31% are not likely to be achieved by 2010 and 26% remain unclear. This shows that we still have a lot to do. This analysis of progress to date has been used to help identify the revised community plan outcomes set out on pages 16 to 21 of this report. These build on the existing milestones.

The 2007 State of Fife report also demonstrates that we have continued to work well together as a partnership. More and more services are being delivered in a joined up way, making it easier for people to get the answers they need – irrespective of which service or agency they contact.

The 2004 edition of the community plan identified a number of commitments to promote joint working in Fife over the next three years. Here is just some of the work that has been done to help meet these commitments.

## Developing the role and capacity of Fife Partnership

The Fife Partnership is supported in its work by a number of strategic and cross cutting partnerships (see Page...). Following a 'fitness for purpose' review, the Partnership has strengthened the support it provides to these partnerships through the dedicated role of Partnership Manager. This extra support has helped to ensure that the strategic and cross-cutting partnerships are at the forefront of work to deliver the community plan, both Fife-wide and in local communities.

## Measuring Partnership Performance

Since 2007, Fife's community plan milestones have been reported publicly through the Know Fife dataset ([www.fifedirect.org.uk](http://www.fifedirect.org.uk)). This makes it much easier for the Fife Partnership to track its progress in delivering key community plan outcomes. Strategic and cross-cutting partnerships make regular reports to the Fife Partnership on their key priorities using a standard reporting format.

## Getting the Message Across

The Fife Partnership has agreed a communications protocol that sets out who does what when communicating partnership messages both internally and to the rest of Scotland and beyond.

## Developing joint approaches to customer contact

The Fifelife newspaper is now a shared Fife Partnership publication providing seamless information direct to Fife residents from all community planning partners.

The Fifedirect website has expanded to become a community portal. It supports over 600 community groups, as well as being a one click stop for information and services across the Fife Partnership.

## Joint planning and commissioning

Community planning partners have continued to develop joint planning and commissioning of services. Here are just a few examples:

Fife Health and Social Care Partnership aims to streamline access to health and social services through better integration of health, council, voluntary and private services.

Fife Drug and Alcohol Action Team (DAAT) has helped to streamline access to services for alcohol misuse, homelessness and employment.

Fife Community Safety Partnership's Safer Communities Centre brings together over 70 staff from a range of partnership agencies to provide a one stop shop for community safety services in Fife.

## Local community planning

New local community planning arrangements are now being put in place based on Fife Council's seven area committees. These arrangements will help to ensure that local community priorities are taken into account in the delivery of the community plan outcomes.

## Promoting Information Sharing

Fife Constabulary, Fife Council and NHS Fife have signed the Fife Gold Standard Data Sharing Protocol to simplify arrangements for information sharing across the three agencies. The Fife Data Sharing Partnership aims to deliver improved outcomes for the citizens of Fife in the priority areas of child protection messaging and the Single Shared Assessment.

## Joint Recruitment and Skills Development

All partners now promote vacancies that are subject to open competition via the Fife Direct website. The first Partnership Public Sector Recruitment Fair took place in November 2006 and was attended by 650 people.

## Working to increase participation by the voluntary and private sectors in community planning

CVS Fife represents the interests of the voluntary sector on the Fife Partnership. It also supports voluntary sector networks that enable organisations to come together to share best practice and influence service planning. Fife Community Learning and Development (CLD) Partnership has also taken forward a number of initiatives aimed at increasing participation by the voluntary sector in community planning.

In 2006, the Fife Economic Forum agreed to form a Business Partnership Initiative (BPI) to improve Fife Partnership's engagement with the local business community.

## Developing participation

The Fife Partnership has supported the implementation of the National Standards for Community Engagement in Fife to ensure that communities are fully involved in the planning and delivery of services and in bringing about improvements to the quality of life in their local area.

# Fife Today and Tomorrow

In this section we provide information on some of the key trends that have helped shape this edition of the plan. Following analysis of these trends, we have identified four key challenges that we will need to overcome if Fife is to enjoy a prosperous and sustainable future.

## Key Challenge 1

### Educational Achievement for All

Education is vital in enabling everyone to participate to their full potential as citizens and to contribute to Fife's future. Concerted action to foster achievement before, during and beyond school age can create many of the conditions necessary to realise other ambitions in the community plan.

## Key Challenge 2

### Tackling Worklessness

Long term unemployment impacts on personal and family incomes, on how people feel valued and the expectation of them as citizens. Getting more people in Fife into work is a necessary condition for success across community planning themes. . Once people are in work they need to be provided with the skills they need to help support the continued growth of Fife's economy.

## Key Challenge 3

### Conserving Energy and Resources

There is growing evidence of climate change, over consumption of the world's resources and threats to biodiversity. This is a problem that needs to be tackled by all individuals and organisations. In Fife, we can and must make a decisive move towards sustainable development because it is in our own long term interests and everybody has a part to play.

## Key Challenge 4

### Keeping Fife Connected

Emerging doubts over the structural condition of the Forth Road Bridge have compounded the already recognised capacity problems for travel across the Forth. Early decisions on a multi-modal crossing and substantially expanded cross-Forth capacity are critical, not just for Fife but for confidence in the whole of East Central Scotland. Equally important is connectivity within Fife. Getting this right will not only connect people with opportunities but also help the local economy and achieve sustainability gains. Good transport links are of particular importance to people living in rural Fife and in Fife's regeneration areas.

# Fife's Changing Population

We need to plan for a growing and rapidly changing population in Fife.

Between 2001 and 2004, Fife's population was more or less static showing only slight growth of 4,830 or 1.4% over that period. Since then our population has grown by 8,230, or 2.35%, to 358,930. This is among the fastest growth rates in Scotland.

The main reason for Fife's growing population is migration into Fife from other areas. Estimated net in-migration grew from around 800 people per year in 2002 to 1,500 people per year in 2004 - the largest for any council area in Scotland. This includes people moving to Fife from other parts of Scotland, especially Edinburgh, as well as from other parts of the UK and from Europe. For example, in the three years to March 2007, 2,900 people registered to work in Fife from the eight new European accession countries. 60% of these people were aged between 18 and 24 years.

In addition to increased numbers, the profile of Fife's population has also been changing: 33% of households in Fife now contain only one person compared with only 22% in 1981. Although people are generally living longer, increases in life expectancy aren't shared equally across Fife. In the most deprived areas, it has actually been going down.

If official 2004 based projections by General Register Office for Scotland (GROS) come about, Fife's population will grow by 9% to 386,851 in 2024.

Similarly, GROS projects a growth in the number of households in Fife by 21% to 186,550 by 2024. People are living longer, households are getting smaller and more people are moving into Fife.

However, projections mainly reflect recent past trends. They can change substantially when updated, and must be treated with considerable caution, particularly the further into the future we look. For the purposes of community planning, Fife Partnership accepts this uncertainty and uses scenarios to help plan for alternative possible futures.

For example, GROS's 2002 based population projections suggested less than 2% growth in population, (compared with the 2004 based population projections of 9%). However, migration estimates are very volatile and difficult to predict with any certainty. Consequently, the Finalised Fife Structure Plan is cautious - using an assumption that the population will grow by 5% to 375,000 persons in 2026. This cautious approach will be reviewed to ensure this assumption remains valid.

# Fife's Economy

Fife's working age population has risen by 7,000 in the last ten years. This compares with just 11,000 for the whole of Scotland. Government projections from 2004 suggest that this figure will grow by 6% over the next 20 years but this may vary.

The total number of people in employment has also risen steadily to 167,000 in the year to December 2006. This represents 76.3 % of the working age population, slightly above the Scottish rate of 75.7%.

However, over the full year to December 2006, Fife had an average unemployment claimant count rate of 3.5% (7,773 people), compared with only 2.8% for Scotland as a whole.

20% of claimants have been out of work for more than one year, compared with 16% for Scotland as a whole.

A further 31,460 people of working age are in hidden unemployment, i.e. claiming either Income Support or Incapacity Benefit. (as at February 2007) Between February 2006 and 2007, the number of Incapacity Benefit claimants in Fife increased by 0.2% to 18,140. This compares with a 2.3% decline for Scotland as a whole.

There has been a continuing shift from traditional manufacturing based employment to a service based economy. Fife is more dependent on manufacturing-intensive occupations for employment than Scotland as a whole.

Overall, labour productivity in Fife has been below the Scottish average since 1996, except in the services sector, which has seen significant productivity gains.

Lower productivity is coupled with lower workplace earnings - £389 gross average weekly earnings in Fife compared to £412 for Scotland in 2006.

Fife's business birth rate, measured by VAT registrations per 1,000 working age population in 2005 was 2.4% compared with 3.5% in Scotland as a whole. However, new business start-ups have grown from 5.5% in 2002 to account for 5.7% of all starts in Scotland in 2006.

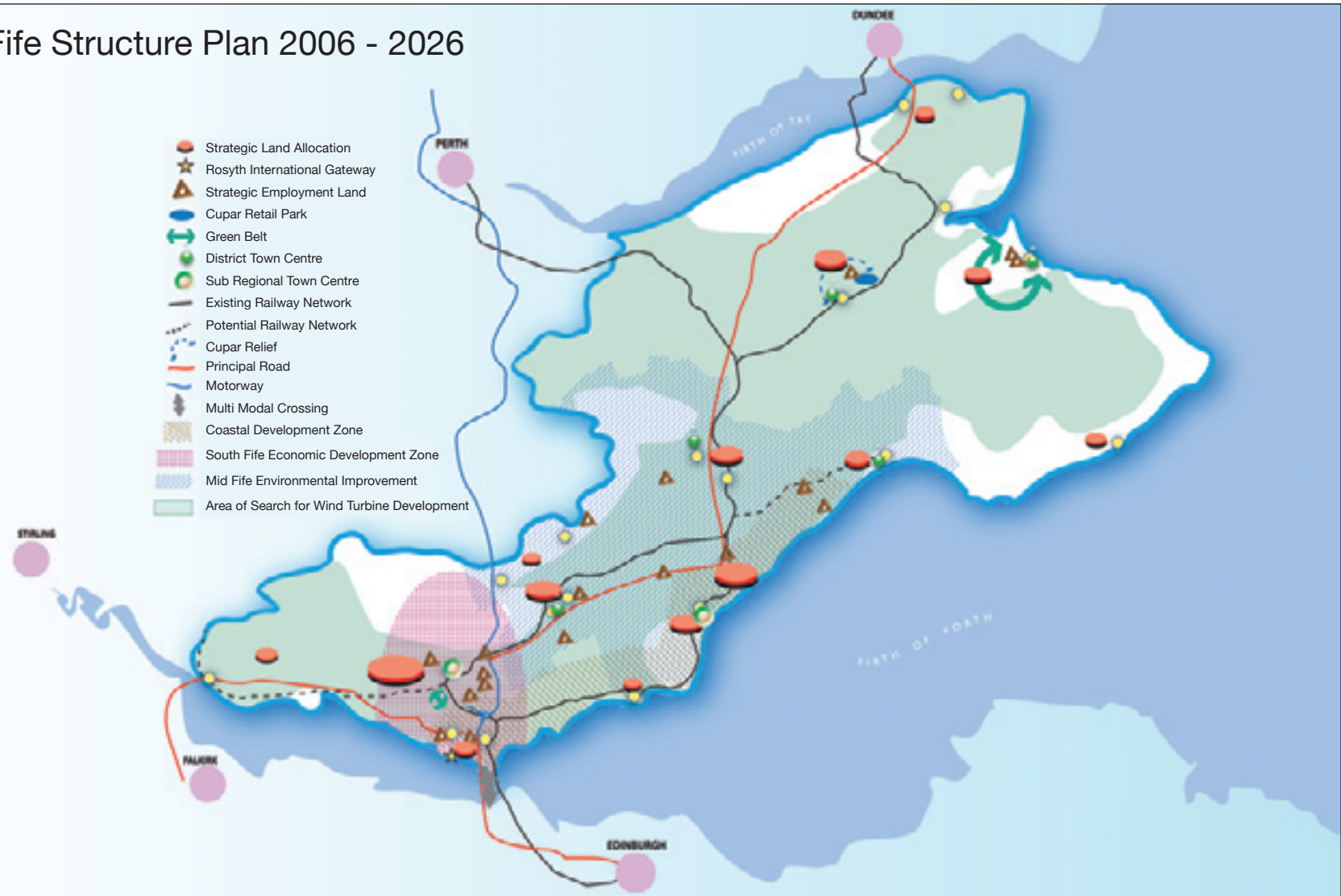
There have been variations in economic performance in Fife over the past decade. Central Fife in particular has higher concentrations of people without work, lower levels of business formation and continuing manufacturing job losses as the economy undergoes structural change.

The Fife Structure Plan sets out the development strategy and strategic land use policies and proposals for Fife, and identifies the general scale and location of development. The Plan sets the context for Local Plans, which translate the strategic guidance into site-specific detail. Together the Structure Plan and the Local Plans form the Fife Development Plan. The development strategy of the Fife Structure Plan aims to implement the vision set out in the Community Plan, whilst also incorporating national policies, such as the National Planning Framework.

The finalised Fife Structure Plan 2006-2026 was agreed by Fife Council in June 2006 and is currently being considered by Scottish Government Ministers. While the plan was being considered by Ministers, Fife Council carried out a re-appraisal of the housing requirement in the latter half of 2007 and updated the Plan to reflect new information.

The key diagram shows the spatial implications of Fife's Structure Plan strategy. It shows the general location of key policies and proposals, the scale of new development, priority locations for regeneration and where restraint is required.

# Fife Structure Plan 2006 - 2026



# Educational Achievement

Compared to the rest of Scotland, Fife's working population is generally well qualified to SVQ Level 3, but is less likely to have a Level 4 qualification or above. Fife compares well with the UK as a whole.

Fife has seen some gains in educational attainment. For example, Fife's reading attainment among Primary One pupils is now higher than the national average.

The proportion of children gaining five or more awards at SQCF Level 3 is now closer to the Scottish average. The average SQA results for the lowest attaining 20% of S4 pupils has been increasing over the past three years and is now above the national average.

However, inequality remains a significant problem, with some areas having a disproportionate share of educational deprivation. Fife has 13 datazones within the 5% most educationally deprived datazones in Scotland.

In 2006, there were 1,913 young people, or 9.9% of the 16-19 year old age group, identified as not in education, employment or training. This is a reduction from the peak of 2,282 in 2002 and just above the Scottish rate of 9.5%. Allowing for undercounting of those not readily identified, this probably amounts to some 2,300 young people.

The Working for Families fund helped 143 people to make the transition into employment or training during the 12 months to April 2007.

# Health and Wellbeing

Indicators show that health in Fife is improving. Between 1995 and 2004, death rates for the four main causes of death in Fife (cancer, heart disease, cerebrovascular disease and respiratory disease) decreased. Deaths from heart disease fell by 36%. Deaths from cerebrovascular disease and respiratory disease fell by 25%.

However, more people are now living with long-term conditions that they may need support to manage. Services in Fife are therefore focusing on supporting those people to live longer and healthier lives, as well as on reducing the number of people who develop long-term conditions, such as diabetes, coronary heart disease and mental health problems.

Although health in Fife is slowly improving, the gap between the health of the least and most deprived communities continues to be a concern. There is a clear link between health and life circumstances. People living in the most disadvantaged life circumstances experience the poorest health. This is reflected in a number of ways, including lower life expectancy and a higher incidence of the long-term conditions.

Since 1998, premature death rates among people living in the most disadvantaged life circumstances in Fife have been more than double those of people with the least disadvantaged life circumstances.

Many of the indicators we use to measure improvement in health and wellbeing take a long time to show any change. For example breastfeeding rates showed no significant increase up to 2003 but have shown a 2% annual increase since 2004.

The 2006 Scottish Schools Adolescent Lifestyle and Substance Use Survey (SALSUS) showed a marked reduction in the number of 15 year olds who had had an alcoholic drink in the past week compared with the 2002. There was also a slight reduction among 13 year olds. However, there remain concerns about the small numbers of young people who consume alcohol at a level that puts them at risk.

The SALSUS survey also shows a reduction in the proportion 13 year olds who are regular smokers from 8% in 2002 to 6% in 2006. Among 15 year olds this figure has reduced from 20% in 2002 to 16% in 2006.

The ban on smoking in public places has been successfully implemented in Fife, with high levels of compliance with the new law. National research has shown that indoor air quality has improved following the ban. Exposure to second hand smoke has also reduced markedly. There is no evidence that smoking has shifted from public places into the home. Indeed, after the new law came in, the proportion of households operating smoking restrictions in the home increased.

Following the new legislation on smoking in public places there was a 17% reduction in admissions for heart attacks to nine major Scottish hospitals, compared with an average reduction of 3% per year in Scottish hospital admissions for heart attacks in the 10 years leading up to the ban.

Indicators show that across Scotland the prevalence of obesity has trebled over the past 20 years. Trends in Fife for people being overweight are similar to the Scottish average.

People's health and wellbeing is also affected by the availability and quality of housing. Fife's 2004 housing needs and affordability assessment showed that 10,832 households in Fife were affected by the need for affordable housing. This translates into a need for 4,958 new units of affordable housing.

The key reasons for this need are homelessness, overcrowding, special housing needs and households that are unable to afford housing on the open market.

We expect that changes in homelessness legislation will lead to a 73% increase in the number of homelessness applications each year by 2012. In order to meet their statutory duties, Fife Council and partners will need to deal with an estimated 3,400 priority homeless cases in Fife by 2012.

By 2015 all social landlords in Fife will have to meet the minimum Scottish Housing Quality Standard. In order to achieve this, social housing providers will be investing a combined £423 million from 2007 to 2015.

# Our Environment

Since the 2004 edition of the community plan, the issue of climate change has brought environmental concerns much higher up the public agenda.

To play its part in achieving UK Government targets of at least a 26% reduction in carbon emissions by 2020, Fife Partnership has identified conserving energy and resources as one of its key challenges.

DEFRA estimates that in 2004, Fife's carbon footprint was of the order of 3,794,000 tonnes of carbon emissions or about 10.7 tonnes for every Fifer, (excluding our share of Scotland's aviation and shipping emissions).

In order to play our part in reaching the Government's 2050 target of a 60% reduction, Fifers will need to cut their personal carbon footprint to close to four tonnes.

Sulphur dioxide emissions are improving with a move away from coal as a fuel and air quality in Fife is reasonably good.

Fife's eco-footprint - our overall consumption of resources - is unsustainable. At 5.35 global hectares per person, it is far higher than the global average of 2.2 hectares per person. It is greater still than the estimated sustainable living budget of 1.8 hectares per person.

Although the amount of waste going into landfill is decreasing and more is being recycled, on average, Fife households produce 11% more waste than the average Scottish household.

The quality of Fife's local environment is also a key issue. We know from complaints about antisocial behaviour – such as litter, rubbish, graffiti, fly-tipping, abandoned vehicles, dog fouling and noisy neighbours - that this concerns all Fifers. However, we also know that much of this antisocial behaviour impacts disproportionately on communities that are already disadvantaged.

Cross Forth travel needs short and medium term solutions to enhance bus and rail use, manage demand on the road network and build a new multi-modal crossing with priority for high-occupancy vehicles.

73% of Fifers travelling to work use their own car, mostly driving on their own, not sharing, and consuming 128,000 tonnes of fuel.

Between 1998 and 2004, Fife has seen a 10% increase in car journeys to work, a 3% reduction in people car sharing, a 4% reduction in levels of walking, and a 1% reduction in public transport use.

As Fife's population ages, more people are likely to have reduced mobility and be unable to access much of the transport network.

Public transport will become increasingly essential for the 30% and more of Fifers without a car so that they can access services and opportunities for employment, health care, education and leisure.

56% of the Fife road network is in need of some form of repair or replacement.

# Safer Communities

A survey carried out in 2006 reveals that Fifers are generally less concerned about crime than previously. In 2006, 36% of respondents said they were very or fairly worried that they may be a victim of crime compared with 55% in 2003.

While the number of housebreakings reported to the police has fallen by 77% since 2000, the number of reported incidents of antisocial behaviour has increased by 56%.

Public disorder and antisocial behaviour offences accounted for over half (54%) of all reported crime in 2005-06.

Antisocial behaviour and crime impact on deprived communities much more than other parts of Fife. The 10% most deprived areas in Fife account for 25% of residential vandalism, 26% of domestic housebreaking, 23% of noise nuisance and 24% of violent crime.

Fife has the highest rate of reported criminal damage in Scotland and the trend is rising.

Drug and alcohol misuse are major problems – both in their own right and as the causes of other crimes. Some police forces estimate that 80% of acquisitive crime is linked to drug addiction. Heroin and cocaine seizures are increasing; probably reflecting increased supply and usage.

Violent crime accounts for only 1.4% of all crime in Fife. However, there is strong evidence from NHS admissions that as few as 30% of violent incidents in Fife are reported as a crime.

Sexual crime remains fairly level at about 500 cases per year. This includes rape, public indecency, indecent assault and sexual abuse of children. As elsewhere, Fife is seeing an increase in the number of offenders being added to the sex offender database due to legislative changes.

In 2006/2007 there were 556 child protection referrals in Fife, 315 of which resulted in children being placed on the Child Protection Register - an increase of 52% compared with 2005/2006.

Refuge capacity for survivors of domestic abuse is increasingly under pressure as a diminishing supply of affordable housing means families have to stay longer in refuges.

The number of reported racial incidents in Fife increased from 173 in 2000/2001 to 394 in 2003/2004 following the introduction of joint reporting. This figure has since declined to 293 incidents in 2006/2007.

The numbers of people killed or injured on the roads has decreased markedly. This is particularly the case for children, among whom the number of deaths and serious injuries has halved since 2000. However, drink driving continues to rise, as well as the number of young or novice drivers killed or seriously injured on Fife's roads.

Fire casualties are falling, as are the numbers of dwelling fires and accidents in the home. However, secondary fires – i.e. smaller fires, including fires in rubbish, skips, grassland and wheelie bins – continue to increase. Most of these fires are caused deliberately as part of a wider pattern of antisocial behaviour.

# Achieving a stronger future for Fife

The Fife Structure Plan sets out the development strategy and strategic land use policies and proposals for Fife, and identifies the general scale and location of development. The Plan sets the context for Local Plans, which translate the strategic guidance into site-specific detail. Together the Structure Plan and the Local Plans form the Fife Development Plan. The development strategy of the Fife Structure Plan aims to implement the vision set out in the Community Plan, whilst also incorporating national policies, such as the National Planning Framework.

The finalised Fife Structure Plan 2006-2026 was agreed by Fife Council in June 2006 and is currently being considered by Scottish Government Ministers. While the plan was being considered by Ministers, Fife Council carried out a re-appraisal of the housing requirement in the latter half of 2007 and updated the Plan to reflect new information.

The key diagram shows the spatial implications of Fife's Structure Plan strategy. It shows the general location of key policies and proposals, the scale of new development, priority locations for regeneration and where restraint is required.

This section sets what we plan to do in order to address the challenges facing Fife and to deliver our shared vision.

We will identify:

- the outcomes we are seeking to achieve;
- the milestones that will tell us how we're doing;
- the partnerships and organisations that will be responsible for delivering these outcomes; and
- the plans and strategies we have in place to deliver the outcomes.

Community plan outcomes have been grouped under the following outcome themes:

- Building a stronger, more flexible and diverse economy
- Improving health and wellbeing in Fife
- Creating a well educated and skilled Fife
- Sustaining and improving our environment
- Making Fife's communities safer

These outcome themes are closely aligned with the five strategic objectives of the Scottish Government:

- Wealthier and Fairer
- Healthier
- Smarter
- Greener
- Safer and stronger

All the initiatives that we take forward to deliver our outcomes will have to achieve best value – they must be high quality and cost effective and help to meet the needs of individuals and communities in Fife.

A revised Community Plan Milestones Report, including baseline data, measurable indicators and targets is currently being finalised and will provide the basis for the ongoing monitoring and evaluation.

The lead partner for each outcome theme will be responsible for regular reporting on progress to the Fife Partnership. Roles and responsibilities of each of the partners are set out in detail within the key strategies.

# Building a Stronger, More Flexible and Diverse Economy

Outcomes	How we know we are achieving the outcome
<b>A dynamic business base and a skilled workforce</b>	<ul style="list-style-type: none"> <li>■ More new businesses</li> <li>■ Higher productivity</li> <li>■ More larger businesses</li> <li>■ Less of working age population without qualifications</li> </ul>
<b>Success in key sectors of the economy</b>	<ul style="list-style-type: none"> <li>■ Progress towards 10,000 additional jobs across key sectors</li> <li>■ Higher productivity by sector (construction, manufacturing and services)</li> <li>■ Reduced retail expenditure outside Fife</li> <li>■ Higher visitor numbers and expenditure in Fife</li> </ul>
<b>A knowledge economy</b>	<ul style="list-style-type: none"> <li>■ Higher inward investment levels</li> <li>■ Higher employment in knowledge industries</li> <li>■ More graduates in the workforce</li> </ul>
<b>Pathways to employment</b>	<ul style="list-style-type: none"> <li>■ Higher employment rate</li> <li>■ Fewer 16-19 year olds not in employment , education or training</li> <li>■ Fewer adults not in work</li> </ul>
<b>Investment for growth</b>	<ul style="list-style-type: none"> <li>■ Greater employment land take-up</li> <li>■ More jobs through supported business development initiatives and inward investment</li> <li>■ Population growth</li> <li>■ Development of a new Forth crossing</li> </ul>

## Lead Partner

- Scottish Enterprise Fife

## Lead Partnership

- Fife Economic Forum

## Partners

- Fife Council (Education, Transportation, Community, and Development Services)
- Further and Higher Education Sector
- Fife Chamber of Commerce and Enterprise
- Federation of Small Businesses Fife
- Job Centre Plus
- Communities Scotland
- Business Gateway Fife
- Voluntary sector
- VisitScotland
- Fife Constabulary

## Key Strategies

- Growing Fife's Future: An Economic Development Strategy for Fife 2005-15
- Local Transport Strategy 2006-2026
- Fife Structure Plan 2006-2026

# A Well Educated and Skilled Fife

Outcomes	How we know we are achieving the outcome
<b>Supporting early years development</b>	<ul style="list-style-type: none"> <li>■ Positive Her Majesty's Inspectorate of Education (HMIE) inspection results for nursery and primary schools</li> <li>■ Smaller class sizes in primary schools</li> <li>■ Improved pre-school provision</li> </ul>
<b>Improved educational attainment</b>	<ul style="list-style-type: none"> <li>■ Positive Her Majesty's Inspectorate of Education (HMIE) inspection results for secondary schools</li> <li>■ Improved 5 to 14 years results</li> <li>■ Improved SQA attainment results at Standard Grade and Higher Grade, especially for looked-after children, boys and lowest performing 20%</li> </ul>
<b>Improved educational achievement</b>	<ul style="list-style-type: none"> <li>■ Positive inspection results for Community Learning and Further Education</li> <li>■ Greater range, accessibility and impact of achievement opportunities</li> </ul>

## Lead Partner

- Fife Council (Education Service)

## Lead Partnership

- Children's Services Group

## Other Partnerships

- Fife Economic Forum
- Sustainable Communities Group
- Child Protection Committee

## Partners

- Fife Council (Community and Development Services)
- Scottish Enterprise Fife
- Further and higher education sector
- Communities Scotland
- Voluntary sector
- Fife Constabulary

## Key Strategies

- Children's Services Plan 2005-2008
- Growing Fife's Future: An Economic Development Strategy for Fife 2005-15
- Fife Community Learning and Development Strategy 2004-2007
- Fife Council Education Service Plan 2007

# Improving Health and Wellbeing In Fife

Outcomes	How we know we are achieving the outcome
<b>Reduced health inequalities</b>	<ul style="list-style-type: none"> <li>■ Reduction of the gap in health between different communities in Fife in relation to premature mortality, smoking during pregnancy, dental health and low birth weight babies.</li> <li>■ Better health and wellbeing in regeneration areas</li> </ul>
<b>Healthier environments and community wellbeing</b>	<ul style="list-style-type: none"> <li>■ Greater sustainability, energy efficiency and quality within Fife's housing stock</li> <li>■ More good quality affordable homes</li> <li>■ Improved access to Fife's housing stock</li> <li>■ More people satisfied with their local area</li> <li>■ Vulnerable people (including older people, young people and children) supported in their communities.</li> <li>■ Fewer people abusing drugs and alcohol</li> <li>■ Greater participation in culture, leisure and community activity</li> </ul>
<b>Healthier lifestyles</b>	<ul style="list-style-type: none"> <li>■ Better health and wellbeing among mothers and babies</li> <li>■ More positive health behaviours in young people</li> <li>■ Fewer people developing long-term conditions such as diabetes, coronary heart disease, cancer and respiratory disease</li> <li>■ More people eating more healthily</li> <li>■ More people who are physically active</li> </ul>

## Lead Partner

- NHS Fife

## Lead Partnership

- Fife Health and Wellbeing Alliance

## Other Partnerships

- Health and Social Care Partnership
- Fife Housing Partnership
- DAAT
- Child Protection Committee

## Partners

- Fife Council (Community, Housing, Social Work, and Education Services)
- Communities Scotland
- Voluntary Sector
- Fife Constabulary
- Registered social landlords

## Key Strategies

- Joint Health Improvement Plan 2007-2010
- Children's Services Plan 2005-2008
- Local Housing Strategy 2003-2008
- Fife Framework for Older People 2007
- Health and Social Care Plan 2007-2011
- DAAT Corporate Action Plan 2007-2008

# Sustaining and Improving Our Environment

Outcomes	How we know we are achieving the outcome
<b>Less waste</b>	<ul style="list-style-type: none"> <li>■ Less biodegradable waste going to landfill</li> <li>■ More recycling</li> </ul>
<b>Better local environments and a sustainable natural heritage</b>	<ul style="list-style-type: none"> <li>■ Better environmental awareness</li> <li>■ Improved cleanliness index</li> <li>■ Less derelict land</li> <li>■ Better access to quality green space</li> <li>■ Maintained and enhanced species diversity</li> <li>■ Improvements in habitat coverage</li> </ul>
<b>More sustainable transportation</b>	<ul style="list-style-type: none"> <li>■ Lower carbon emissions associated with travel</li> <li>■ Greater use of public transport</li> </ul>
<b>Lower CO2 emissions from energy use</b>	<ul style="list-style-type: none"> <li>■ Lower CO2 emissions from energy use</li> <li>■ Lower residential energy use per household</li> <li>■ Lower energy use in the public sector</li> </ul>
<b>Better water, air and land quality</b>	<ul style="list-style-type: none"> <li>■ Higher quality of bathing water</li> <li>■ Better air and river quality</li> </ul>

## Lead Partner

- Fife Council (Environmental Services)

## Lead Partnership

- Fife Environmental Network

## Other Partnerships

- Fife Coast and Countryside Trust

## Partners

- Fife Council (All services)
- Fife Local Biodiversity Partnership
- Greenspace Scotland
- Scottish Enterprise Fife
- Scottish Environmental Protection Agency
- Scottish Natural Heritage
- Scottish Water
- Frae Fife
- NHS Fife
- St Andrews University
- Lauder College

## Key Strategies

- TAPIF Environmental Strategy for Fife 2003-2006
- Fife Council Structure plan 2006-2026
- Local Transport Strategy 2006-2026
- Fife Area Waste Plan 2003

# Making Fife's Communities Safer

Outcomes	How we know we are achieving the outcome
<b>Less crime and fear of crime</b>	<ul style="list-style-type: none"> <li>■ Residents feeling safer</li> <li>■ Less domestic housebreaking</li> <li>■ Better police clear up rates for violent crime</li> <li>■ Better joint reporting of hate crime</li> </ul>
<b>Less antisocial and nuisance behaviour</b>	<ul style="list-style-type: none"> <li>■ Less antisocial behaviour by reducing:                             <ul style="list-style-type: none"> <li>■ Vandalism</li> <li>■ Street Disorder</li> <li>■ Noise Nuisance</li> <li>■ Alcohol and drug related crime</li> </ul> </li> <li>■ Less youth offending</li> </ul>
<b>Less abuse of women and children</b>	<ul style="list-style-type: none"> <li>■ Better provision, protection and prevention in relation to sexual and domestic abuse</li> <li>■ Improved awareness, co-operation and prevention in relation to the abuse, neglect and harm of children.</li> </ul>
<b>Fewer Injuries and losses of life in homes and on the roads</b>	<ul style="list-style-type: none"> <li>■ Fewer people killed or seriously injured as a result of road crashes, especially young people.</li> <li>■ Fewer injuries and less loss of life because of accidents or fire in the home</li> </ul>

## Lead Partner

- Fife Constabulary

## Lead Partnership

- Fife Community Safety Partnership,

## Other Partnerships

- Fife Drug and Alcohol Action Team,
- Fife Domestic and Sexual Abuse Partnership
- Fife Child Protection Committee
- Fife and Forth Valley Community Justice Authority

## Partners

- Fife Council (All services)
- Fife Fire and Rescue Service
- NHS Fife
- Voluntary sector
- Registered Social Landlords

## Key Strategies

- Fife Community Safety Strategy: Making Fife Safer 2003-2007
- Children's Services Plan 2005-2008
- Criminal Justice Strategic Plan 2007
- Antisocial Behaviour Strategy 2005-2008
- Road Safety Strategy 2003-2007
- Policing Plan 2007-2008
- Fife Child Protection Committee Annual Plan 2007-2008
- Fife Domestic and Sexual Abuse Partnership Shared Understanding and Action Plan 06-08

# Working together to improve services

Delivering a Stronger Future for Fife will depend on public, private and voluntary sector partners working together effectively and with their local communities, both within Fife and beyond.

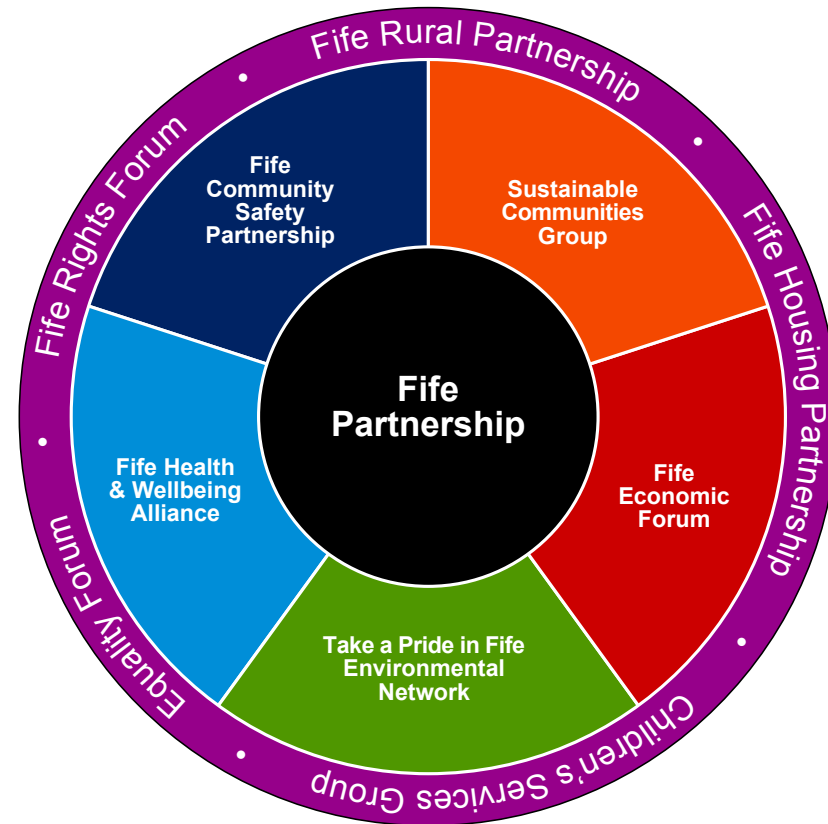
Fife has strong regional, national and international ties. These links will need to be strengthened and developed if Fife is to continue to flourish as Scotland's third largest local authority area.

Public and voluntary sector services provide a foundation for the well-being and quality of life of everyone living and working in Fife. Public agencies spend over £1.6 billion every year on services in Fife. The voluntary sector also attracts additional funding into the region. If we are to achieve our aspirations for Fife and provide high quality and cost effective services, we have to ensure that all these resources are used effectively.

Wherever possible, public agencies will co-operate to ensure that their activities, resources and systems fit together in the best possible way in order to meet the expectations of their customers.

The Fife Partnership was established to encourage effective working among partner organisations and to oversee the delivery of the community plan.

The delivery of the community plan is co-ordinated and delivered through the partners and through specific partnerships



# Fife Partnership Structure

The **Sustainable Communities Group** is responsible for overseeing the regeneration elements within the Community Plan through Fife's Regeneration Outcome Agreement. The four remaining strategic partnerships each have lead responsibility for a specific Outcome Theme within the Plan.

As well as the five main strategic partnerships, Fife Partnership also oversees the work of a broad range of partnerships responsible for developing action on cross-cutting themes and issues.

The **Children's Services Group** is a multi-agency group, which co-ordinates and oversees Fife's Integrated Children's Services Plan.

**Fife Housing Partnership** provides a single forum through which investors, planning agencies, housing providers, tenants and other relevant organisations can participate in the planning and development of effective ways to meet housing and related needs in Fife. It currently invests £113 million per year to improve the supply and quality of housing and housing services.

The **Fife Rights Forum** takes the lead in developing the rights and advice strategy for Fife.

The **Fife Rural Partnership** has the lead role in taking forward the community plan commitment to improve the quality of life in rural Fife.

The Fife Partnership is currently reviewing the work of the **Fife Equality Forum** to ensure that partners work together effectively to tackle inequality and discrimination.

The **Fife Child Protection Committee** is the key local body for developing and implementing child protection strategy across and between agencies.

The Fife Partnership also manages an action programme that aims to help partners work better together. This programme aims to promote:

- Effective reporting on progress in delivering the community plan
- Better value through shared services
- Better joint working in recruitment and training
- Information sharing between partners
- Better understanding of community planning
- Shared approaches to community engagement and local community planning.

The action programme is managed by the Community Planning Implementation Group (CPIG) and is delivered by a number of joint agency task groups.

By 2010 we aim to firmly establish the following as a key principle in Fife:

*'To deliver services as efficiently and effectively as possible, irrespective of which service is responsible for their delivery.'*

# How we'll check on progress

It is important that we regularly monitor our progress in delivering the outcomes set out in the community plan.

The Fife Partnership will therefore review the progress being made within each outcome theme through regular reports from lead partners and partnerships.

We shall also report annually on our progress in delivering the community plan outcomes through the State of Fife Report. Partners will also report on their contribution to the delivery of the plan through their own annual reports.

Partners and partnerships will also carry out regular performance management reviews using self assessment tools based on the European Foundation for Quality Management (EFQM) model.

We shall undertake a major review the community plan in 2010 in close consultation with Fife's communities and other stakeholders.

If you would like any further information about Community Planning  
or about the work of Fife Partnership, please contact:

Tim Kendrick  
Fife Partnership Manager  
Police HQ  
Detroit Road  
Glenrothes  
Fife, KY6 2RJ

Telephone: 08451 555555 ext. 446108

Email: [tim.kendrick@fife.gov.uk](mailto:tim.kendrick@fife.gov.uk)



**The Fife Partnership** - Fife Council • NHS Fife • CVS Fife • Communities Scotland • Scottish Enterprise Fife • Fife Constabulary • Fife's Further & Higher Education Sector - working together to deliver our Community Plan and strengthen Fife's Future.

[www.fifedirect.org.uk/communityplanning](http://www.fifedirect.org.uk/communityplanning)